

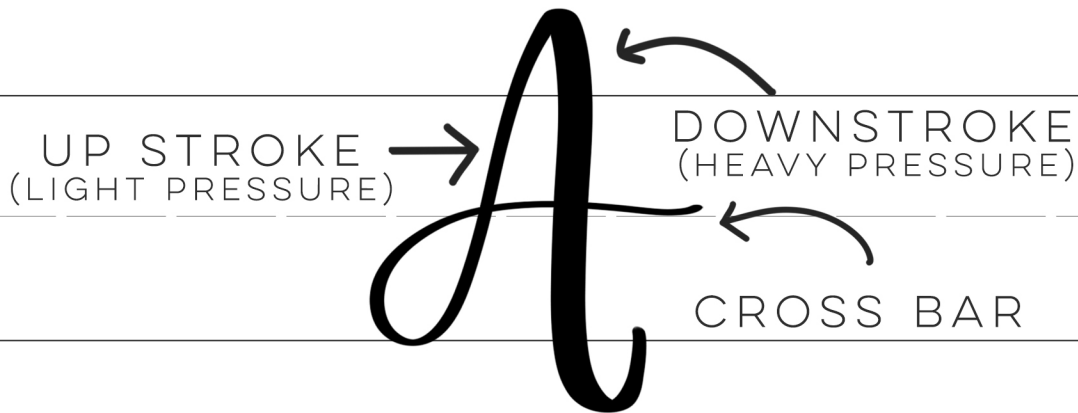
Brush Lettering

QUICK START GUIDE

BASICS

WHAT IS BRUSH LETTERING ANYWAYS?

'BRUSH LETTERING' IS A FORM OF MODERN CALLIGRAPHY CREATED WITH A BRUSH OR BRUSH MARKER. RECOGNIZED BY IT'S HEAVY DOWNSTROKES + LIGHT UPSTROKES.




WHAT TOOLS DO I NEED?

THERE ARE MANY DIFFERENT KINDS OF BRUSH PENS- THIS REFERS TO **ANY PEN OR MARKER THAT HAS A BRUSH SHAPED TIP**. YOU COULD ALSO USE A PAINT BRUSH.

START WITH WHAT YOU HAVE ON HAND- IF YOU HAVE A ROUND PAINT BRUSH + WATERCOLOUR, GREAT! HAVE A CRAYOLA MARKER? RAD! THOSE BOTH WORK.

MY TWO FAVE BRUSH PENS ARE THE TOMBOW DUAL BRUSH PEN + THE TOMBOW FUDE

SEE ALL MY TOOL RECOMMENDATIONS HERE:
LEMONTHISTLE.COM/BRUSH-LETTERING-RESOURCES



Brush Lettering

QUICK START GUIDE

DEMONSTRATION
+ WARM UPS



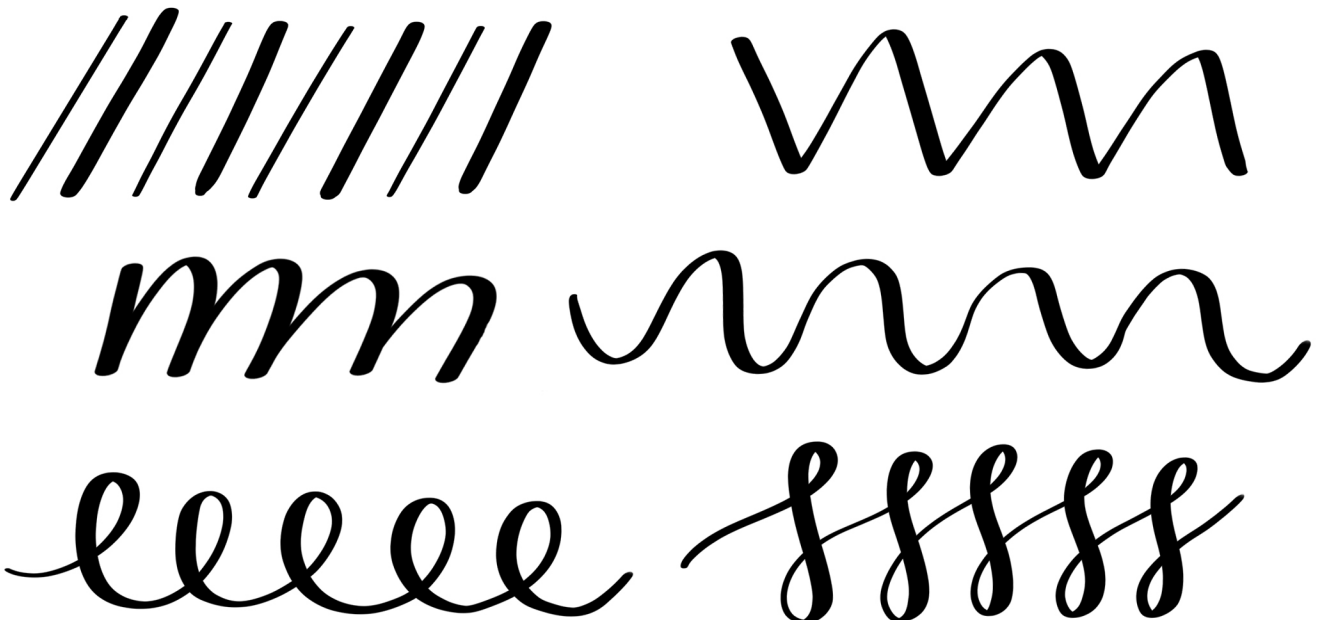
MAKE NOTE:
THIN
UPSTROKE,
THICK
DOWNSTROKE



TIP:
EACH STROKE,
PICK YOUR
PEN UP.

WARM UPS:

PRACTICE THESE 6 STROKES BEFORE BEGINNING YOUR BRUSH LETTERING PRACTICE. FOCUS ON CONSISTENCY IN THE SHAPES. THESE MOTIONS WILL HELP YOUR CONTROL + GET YOU READY TO MAKE PROGRESS!



Brush Lettering

QUICK START GUIDE

ALPHABET TRACERS

A B C D E F G H I J K L M N

O P Q R S T U V W X Y + Z

a b c d e f g h i j k l m n

o p q r s t u v w x y & z

a b c d e f g h i j k l m n o

p q r s t u v w x y & z

Brush Lettering

QUICK START GUIDE

PHRASE TRACERS

Practice
MAKES
Better.

DON'T FORGET:
LETTERING SHOULD BE FUN!
PLAY WITH THESE 3
PHRASES IN DIFFERENT
LETTERING STYLES

Breathe
Deeply
xo

Take
your
time